



® Asst. #10440
Item #10443

CRIMSON THUNDER TRIPLE ZORD MORPHIN POWER RANGER™



WARNING:

**CHOKING HAZARD - Small parts.
Not for Children under 3 years.**

CAUTION: PLEASE READ BEFORE PLAYING WITH TOY

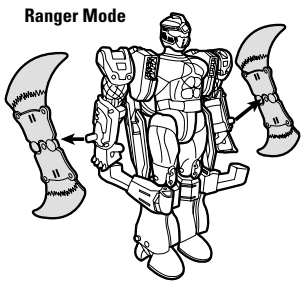
- **Do not:** 1) aim toy at anyone, 2) hit anyone with toy, 3) poke anyone with toy, 4) swing toy at anyone, 5) step on toy.
- **Be careful** not to pinch fingers with hinged parts of toy.

CONTENTS


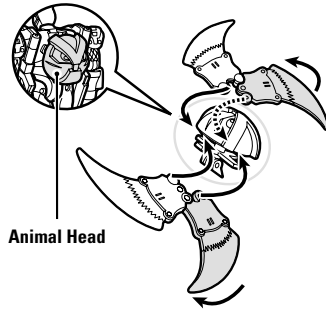
Triple Zord Morphin Power Ranger	1
Blades	2

HOW TO ARM POWER RANGER


- 1** Starting from Ranger Mode, remove blade weapons from the arms as shown.



- 2** Fold blades to position shown and attach them to back of animal head as shown.

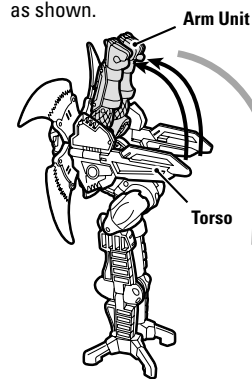


- 3** Raise weapons as shown.




HOW TO TRANSFORM FROM WEAPON MODE TO ZORD MODE

- 1** Raise arm unit and bend torso all the way over as shown.

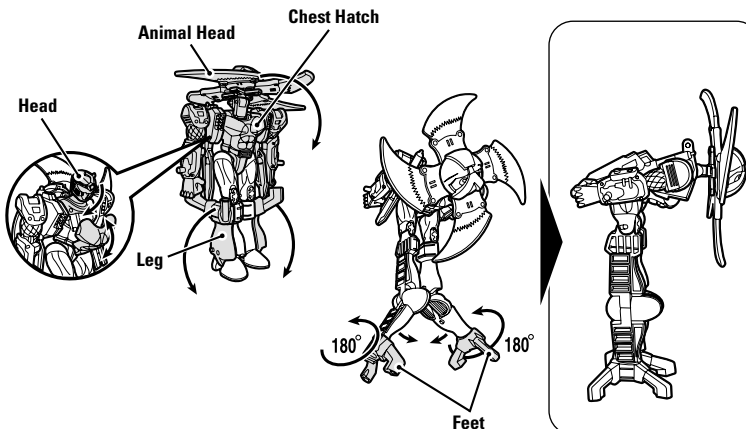


- 2** Rotate animal head 180 degrees as shown.

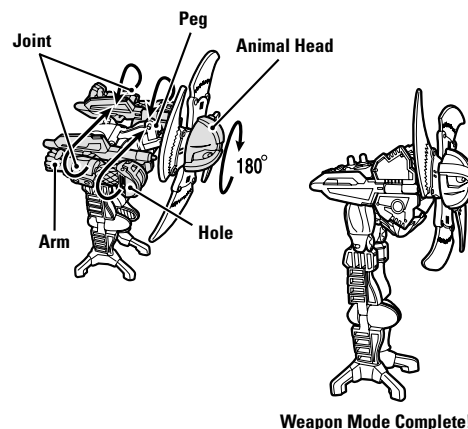


HOW TO TRANSFORM FROM POWER RANGER MODE TO WEAPON MODE


- 1** 1) Open chest hatch and rotate head as shown.
2) Move animal head to position shown.
3) Open legs and rotate feet 180 degrees as shown.



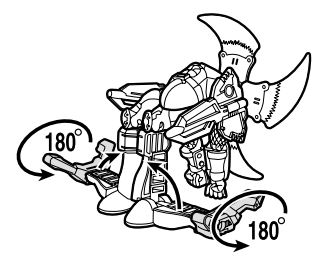
- 2** Fold arms up and attach pegs to holes and joints as shown. Rotate animal head 180 degrees as shown.




- 3** Lift legs as shown.



- Rotate feet 180 degrees as shown.



- 4**



Zord Mode Complete!