

**BAN
DAI****CONTENTS**

Astro Morpher	1
Wristband	1



WARNING:
CHOKING HAZARD - Small parts.
Not for Children under 3 years.

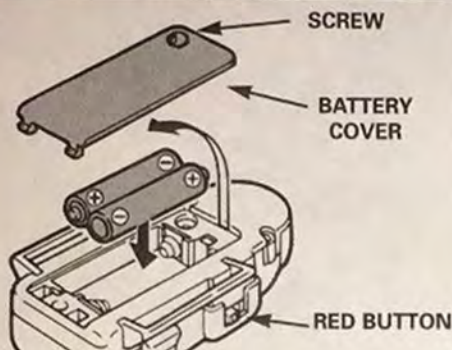
Conforms to safety standard ASTM F963-96a. Color, style, and decoration may vary. Distributed by Bandai America Incorporated, 5551 Katella Avenue, Cypress, California, 90630. TM and © 1997 Saban Entertainment, Inc. and Saban International N.V. All Rights Reserved. SABAN'S POWER RANGERS IN SPACE and all related logos, names and distinctive likenesses thereof are the exclusive property of Saban Entertainment, Inc. and Saban International N.V. Used under license by Bandai America Incorporated.

ASTRO MORPHER™

CAUTION: Please read before playing with toy

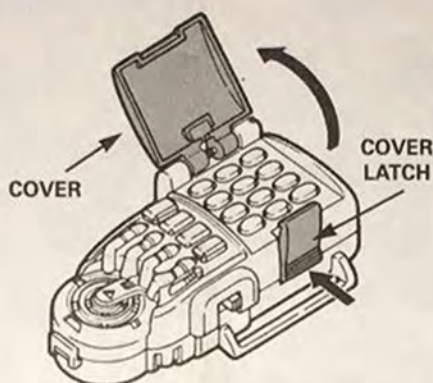
- Do Not: 1) hit anyone with toy 2) poke anyone with toy 3) swing toy at anyone.
- Be careful not to pinch fingers with hinged parts of toy.
- Do Not mix old and new batteries.
- Do Not mix alkaline, standard (carbon-zinc), or rechargeable (nickel-cadmium) batteries.

HOW TO INSERT BATTERIES



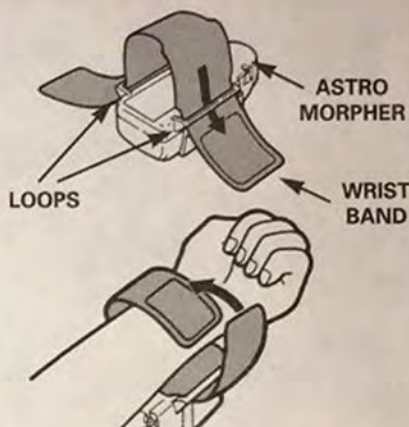
Push the red button to "X" (off) position. Use a small screwdriver to turn the screw counter clockwise until the battery cover is loose. Remove the battery cover and insert 2 AAA batteries (batteries not included), making sure to match the "+" and "-" indicators. Replace the battery cover, insert the bottom first and tighten the screw.
CAUTION: Battery may be harmful if swallowed.

HOW TO OPEN THE COVER



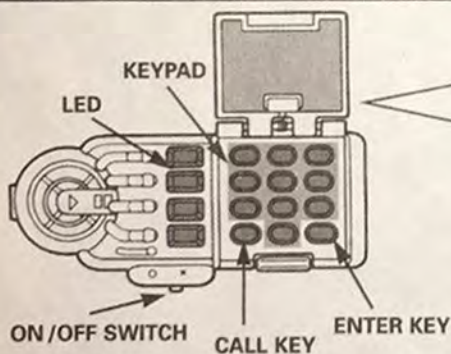
To open, push down on the cover latch at the bottom, as indicated. To close, push the cover down until cover latch snaps into place.

HOW TO WEAR THE ASTRO MORPHER



Insert wristband, through loops on back of the Astro Morpher, as shown. Wrap wristband around wrist as shown, press the velcro pieces together to secure.

HOW TO PLAY WITH THE ASTRO MORPHER



CALLING CODES

335-EJ	MORPHING SEQUENCE
259-EJ	GALAXY GLIDER
761-EJ	MEGA TANK
108-EJ	COMPUTER
541-EJ	ASTRO MEGAZORD
912-EJ	GAME TIMED GAME

GAME: Enter the secret code for "GAME" at the bottom of the list, press the Enter key, to begin. The game melody will play and all the LED lights will be lit. After the game melody, a random number will be spoken. The player must quickly press the same button as the spoken number. The length of time between spoken numbers will be shorter and shorter. If the player doesn't

- 1 Push the on/off switch to "0" to start the Astro Morpher. While the power is on, the Astro Morpher will beep once every four seconds. To turn off the Astro Morpher, push the switch to "X".
Note: Wait 4 seconds before turning power back on.
- 2 When you press a number key, Astro Morpher will say the number.
- 3 When you press the call key, Astro Morpher will play the calling code and the lights will flash. To stop the calling code, press the Enter key.
- 4 The secret codes listed on the inside cover of the Astro Morpher will activate different sound sequences. Example: press 3-3-5-Enter to activate the morphing sequence sounds. If you enter an incorrect code, you will hear the error sound. (Just start over.)

press the correct button within the time limit or presses the wrong button, it will be counted as an error. One LED light will turn off with each error. After a player makes four mistakes, the game is over. After the error sound, Astro Morpher will announce the score the player's score. Example: player presses 12 buttons correctly, at the end of the game Astro Morpher will say "one two." The maximum number of correct buttons in the game is 50.

