

**BAN
DAI**

Item #3270



DELUXE MEGA WINGER™

CAUTION: Please read before playing with toy

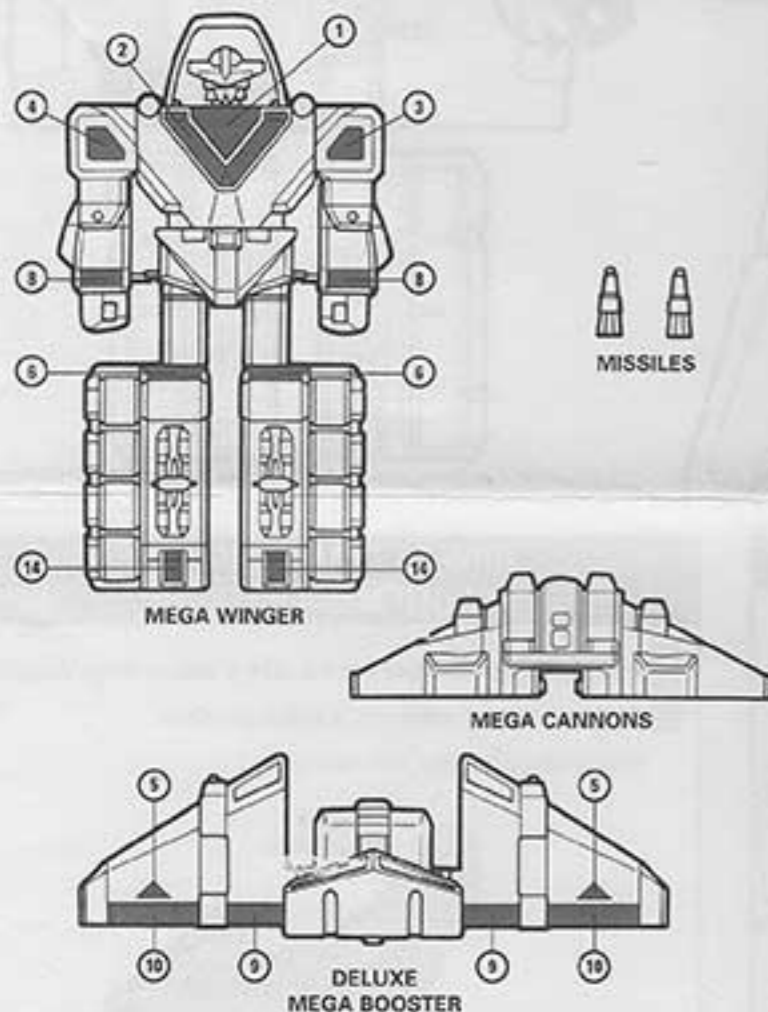
- Do not: 1) hit anyone with toy 2) poke anyone with toy 3) swing toy at anyone.
- Be careful not to pinch fingers with hinged parts of toy.

WARNING:
CHOKING HAZARD - Small parts.
 Not for Children under 3 years.

Conforms to safety standard ASTM F963-96a. Color, style, and decoration may vary. Distributed by Bandai America Incorporated, 5551 Katella Avenue, Cypress, California, 90630. TM and © 1997 Saban Entertainment, Inc. and Saban International N.V. All Rights Reserved. SABAN'S POWER RANGERS IN SPACE and all related logos, names and distinctive likenesses thereof are the exclusive property of Saban Entertainment, Inc. and Saban International N.V. Used under license by Bandai America Incorporated.

CONTENTS

The numbers shown in the circles on these instructions are sticker numbers.



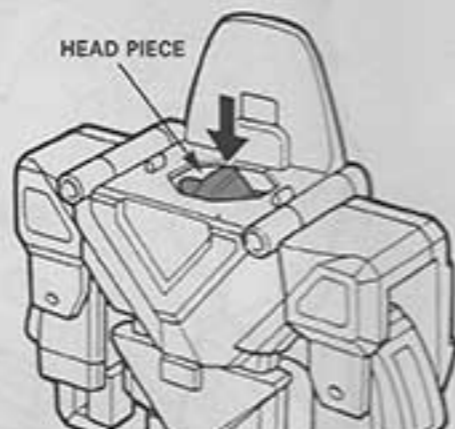
HOW TO REPLACE BATTERIES IN TALKING RANGER

- 1 To replace the batteries, unscrew and remove the battery cover located on the back of the Ranger. Insert 3 new LR44 batteries and screw the battery cover back on.
- 2 Do not mix old and new batteries.
- 3 Do not mix alkaline, standard (carbon-zinc), or rechargeable (nickel-cadmium) batteries.

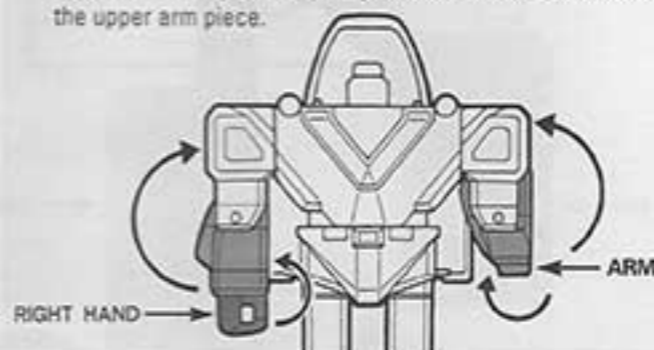


HOW TO TRANSFORM TO SHUTTLE MODE

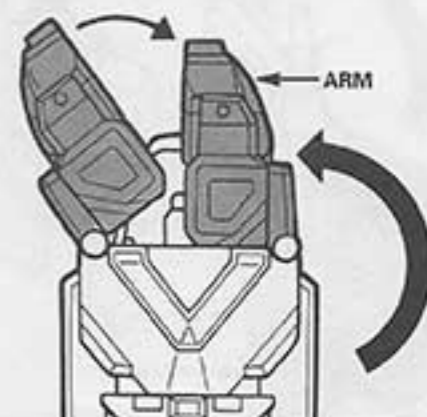
- 1 Push down on the head piece until it snaps into the main body.



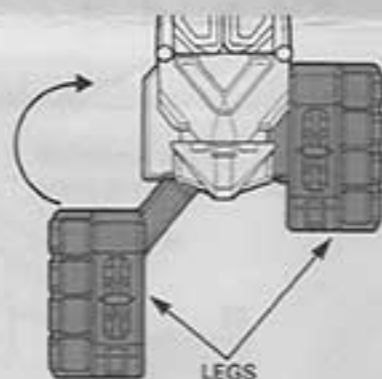
- 2 Push the right hand counterclockwise into the arm piece as shown. Then push the arm piece clockwise into upper arm piece. Push the left hand clockwise in the arm piece as shown. Then push the arm piece counterclockwise into the upper arm piece.



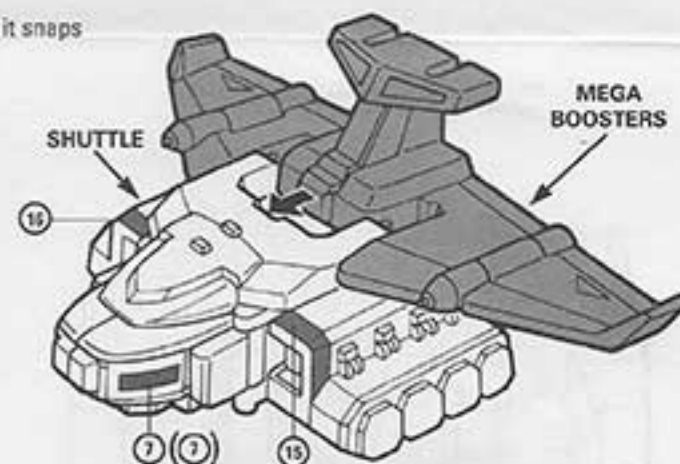
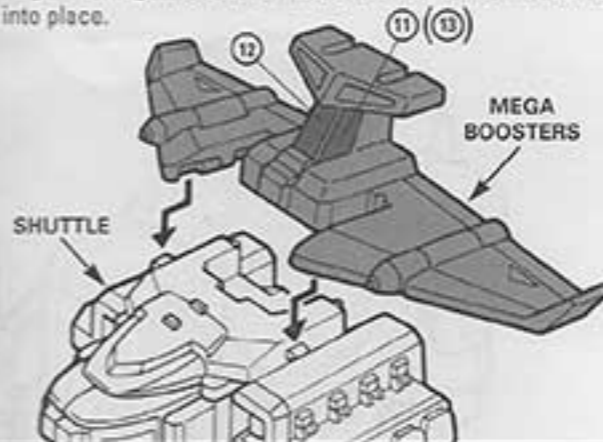
- 3 Snap both upper arm pieces together as shown.



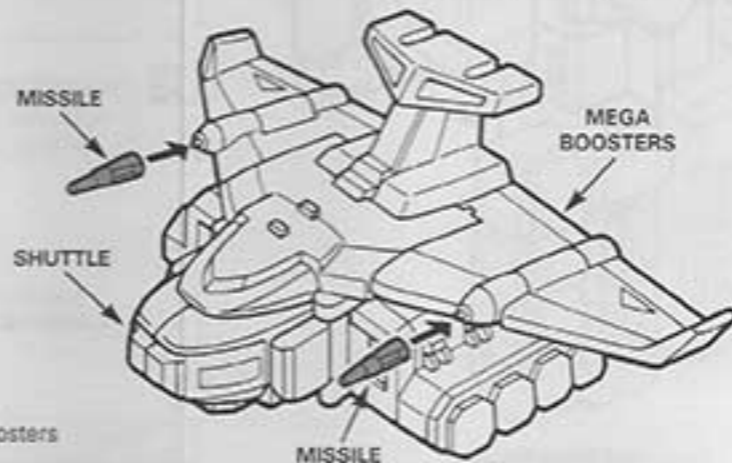
- 4 Push both legs out and up, then snap into the body until they click into place to form the shuttle.



- 5 Align the Mega Boosters with the shuttle as shown. Push until it snaps into place.



- 6 Snap the missiles onto the Mega Boosters as shown.



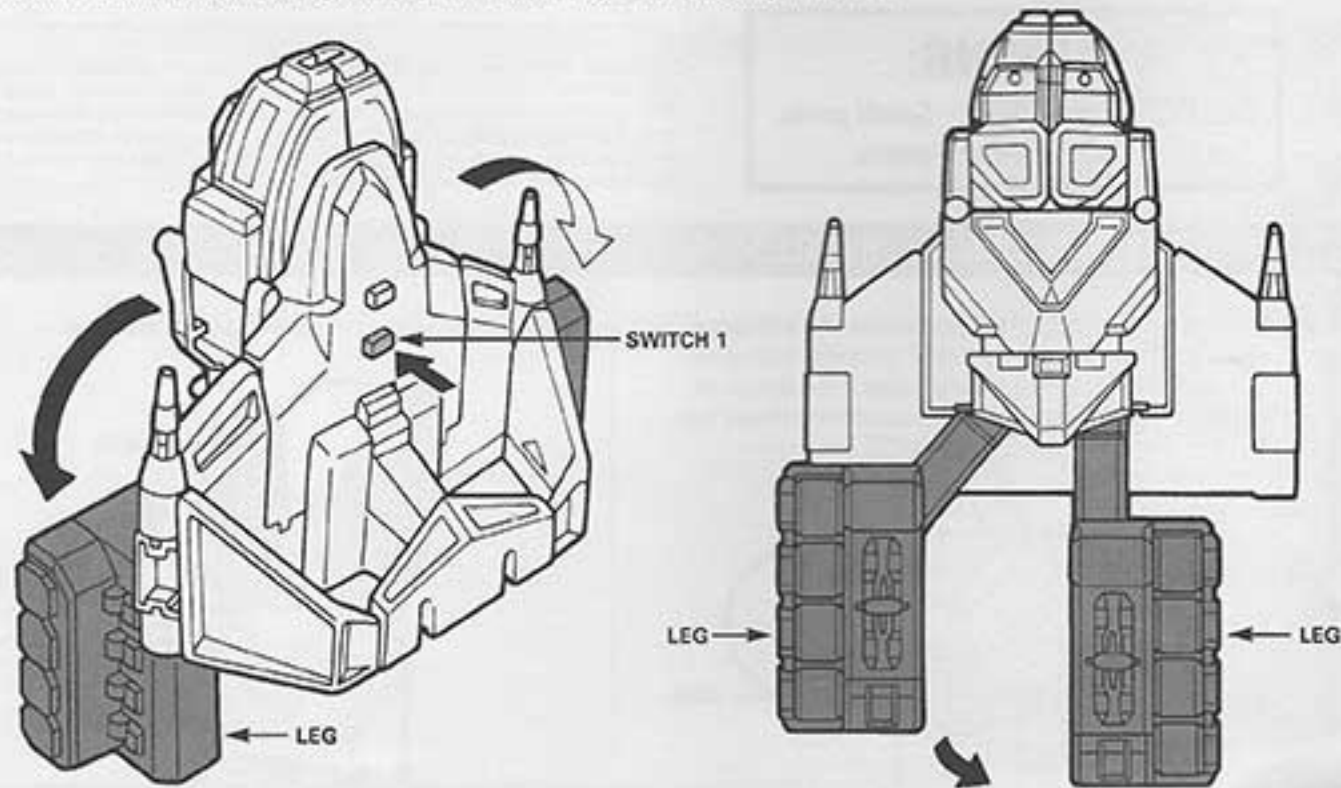
HOW TO TRANSFORM TO MEGA SHUTTLE MODE

- 1 Fold the wings of the Mega Boosters up as shown and snap the Mega Cannons into place on top of the Mega Boosters.

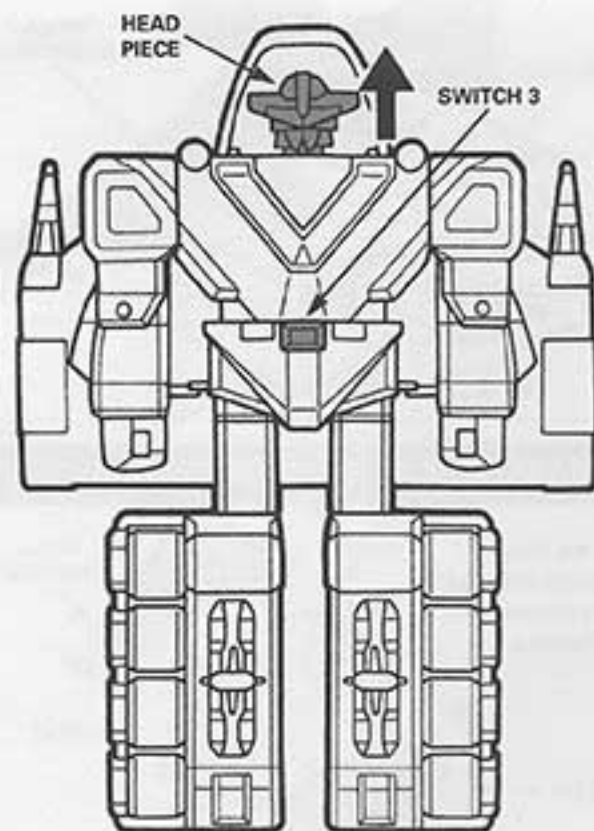
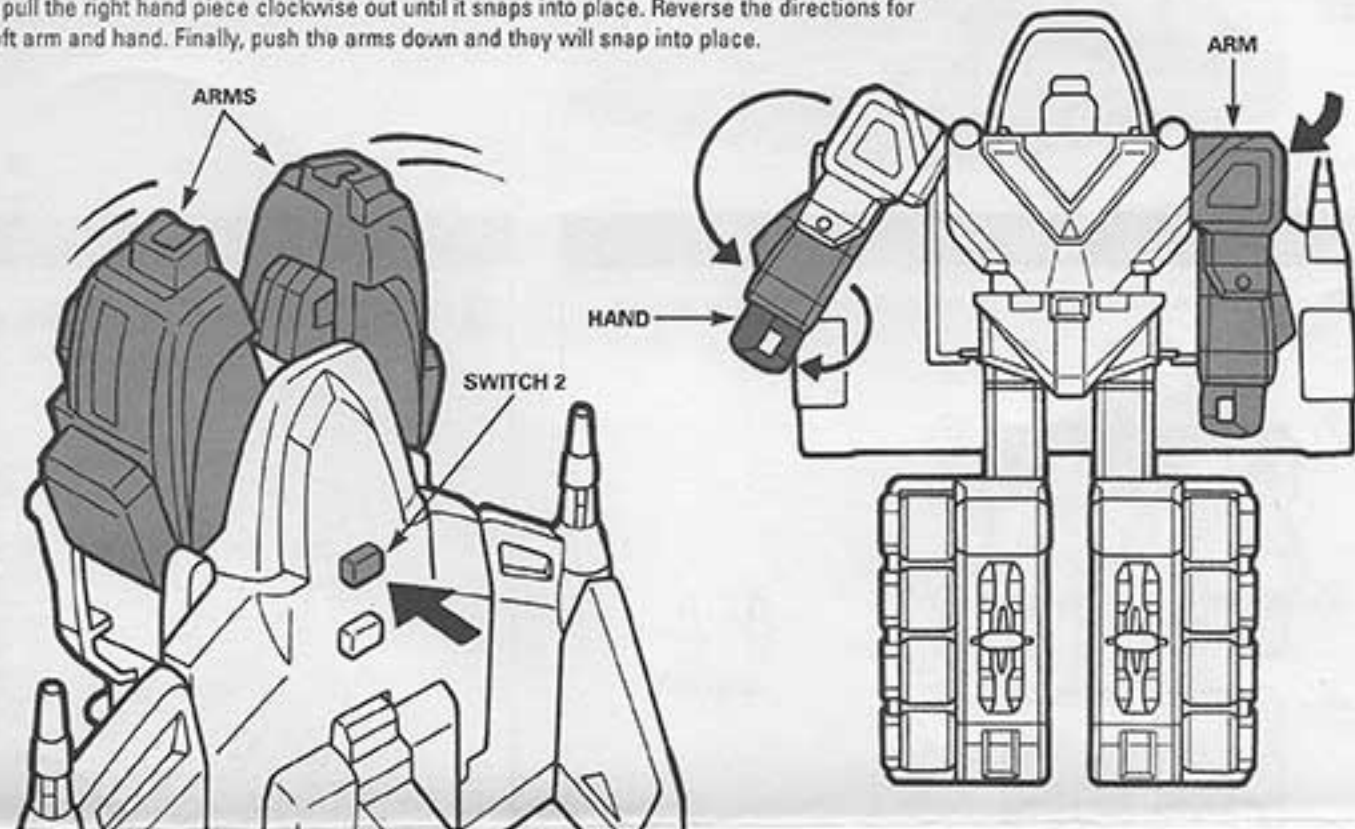


HOW TO TRANSFORM TO ZORD MODE

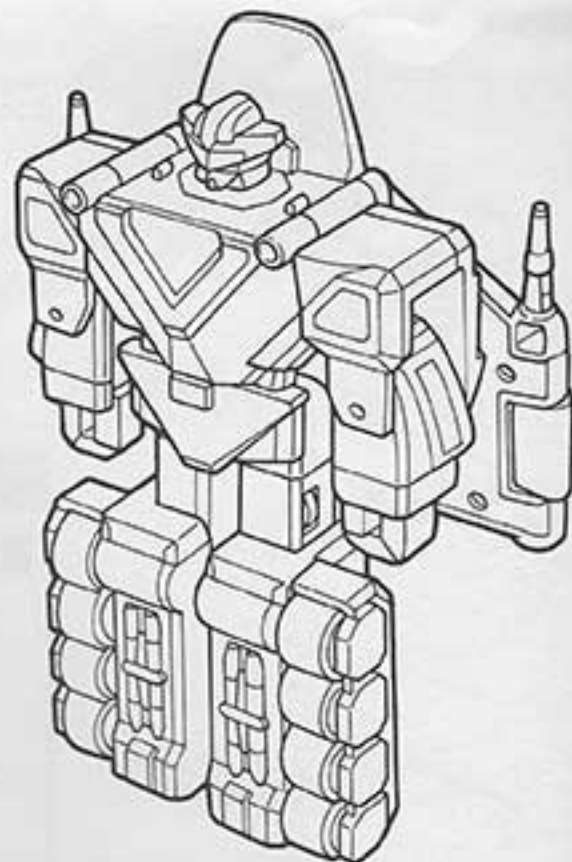
1 Press Switch 1, as shown, and the legs will pop out. Push the legs down and snap into place.



2 Press Switch 2, as shown, and the arms will pop out. Push the upper right arm counterclockwise. Then pull the right hand piece clockwise out until it snaps into place. Reverse the directions for the left arm and hand. Finally, push the arms down and they will snap into place.



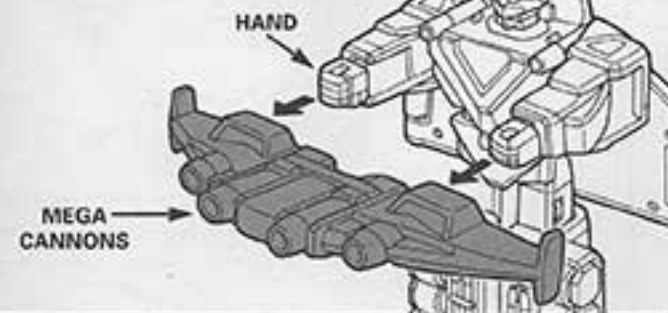
3 Press Switch 3, as shown, and the head will pop out.



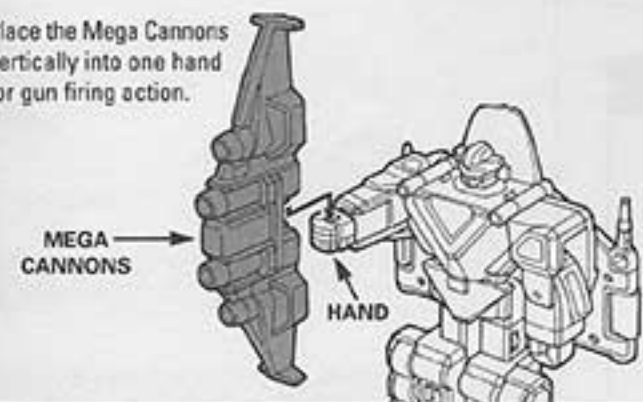
Completed Mega Winger.

HOW TO HOLD MEGA CANNONS

1 Push the Mega Cannons horizontally into the hands for full blasting power.



2 Place the Mega Cannons vertically into one hand for gun firing action.



HOW TO TRANSFORM TO WINGED MEGA VOYAGER

1 Place the Mega Boosters into the back of Deluxe Mega Voyager.

2 Push down on boosters until it snaps into place.

Deluxe Mega Voyager sold separately.

