

**BAN
DAI**

Item #4291

**DELUXE DEFENDER TOROZORD™****CAUTION:** Please read before playing with toy

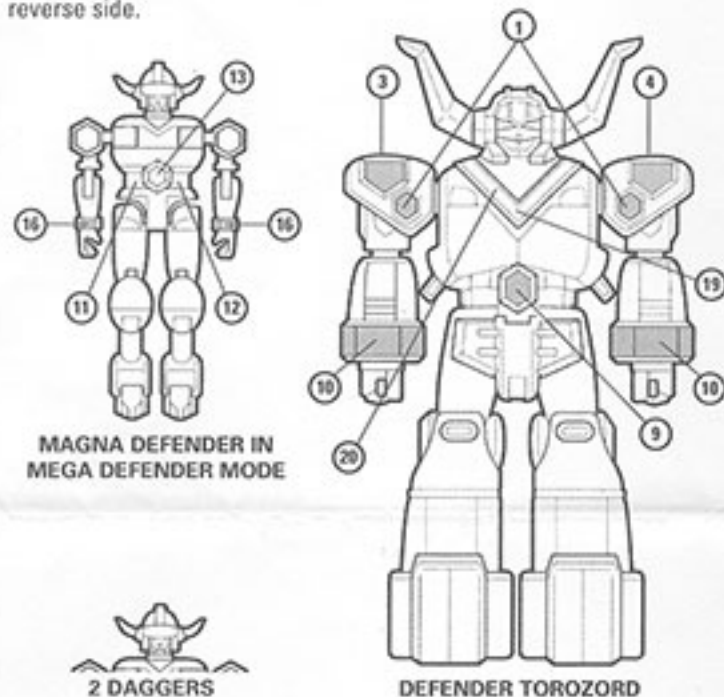
- Do not: 1) hit anyone with toy 2) poke anyone with toy 3) swing toy at anyone.
- Be careful not to pinch fingers with hinged parts of toy.

WARNING:
CHOKING HAZARD - Small parts.
Not for Children under 3 years.

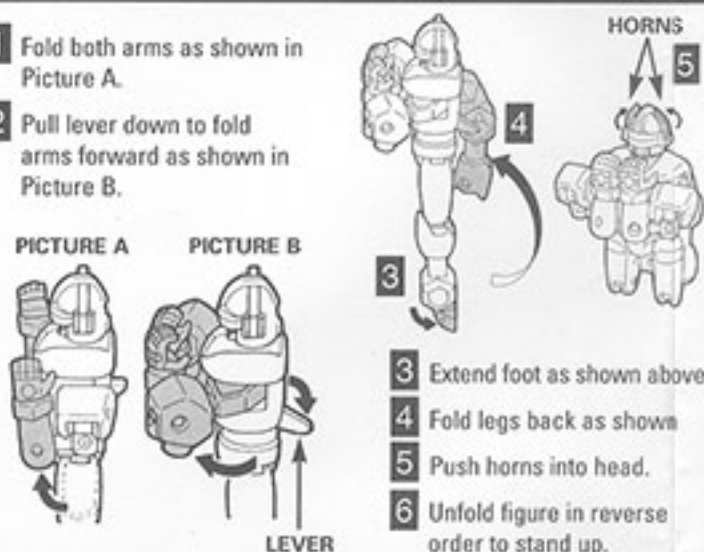
Conforms to safety standard ASTM F963-96a. Color, style, and decoration may vary. Distributed by Bandai America Incorporated, 5551 Katella Avenue, Cypress, California, 90630. TM and © 1998 Saban Entertainment, Inc. and Saban International N.V. All Rights Reserved. SABAN'S POWER RANGERS LOST GALAXY and all related logos, names and distinctive likenesses thereof are the exclusive property of Saban Entertainment, Inc. and Saban International N.V. Used under license by Bandai America Incorporated.

CONTENTS


The numbers shown in the circles on these instructions are sticker numbers. Numbers in () indicate sticker should be placed on reverse side.

**PREPARATION FOR MAGNA DEFENDER**

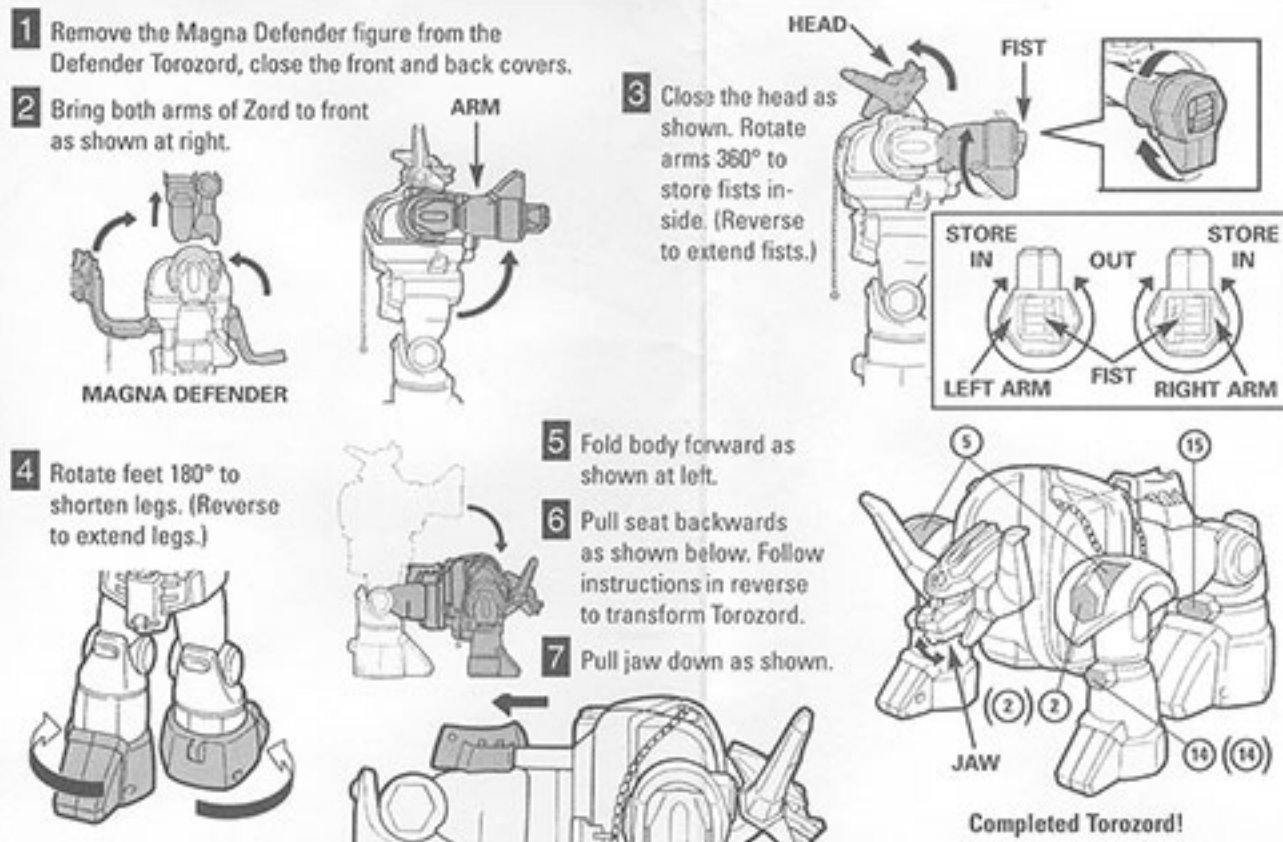
- 1 Fold both arms as shown in Picture A.
- 2 Pull lever down to fold arms forward as shown in Picture B.
- 3 Extend foot as shown above.
- 4 Fold legs back as shown.
- 5 Push horns into head.
- 6 Unfold figure in reverse order to stand up.

**HOW TO TRANSFORM TO DEFENDER TOROZORD (START FROM STORAGE POSITION)**

- 1 Push the red seat down as shown below.
- 2 Open front and back cover as shown below.
- 3 Place Magna Defender figure (transformed) into Defender Torozord.
- 4 Close the front and back covers (1 and 2). Pull the red seat up (3).
- 5 Clasp ropes together as shown.

**HOW TO TRANSFORM TO TOROZORD (START FROM DEFENDER TOROZORD MODE)**

- 1 Remove the Magna Defender figure from the Defender Torozord, close the front and back covers.
- 2 Bring both arms of Zord to front as shown at right.
- 3 Close the head as shown. Rotate arms 360° to store fists inside. (Reverse to extend fists.)
- 4 Rotate feet 180° to shorten legs. (Reverse to extend legs.)
- 5 Fold body forward as shown at left.
- 6 Pull seat backwards as shown below. Follow instructions in reverse to transform Torozord.
- 7 Pull jaw down as shown.

**HOW TO PLACE MAGNA DEFENDER ON TOROZORD'S BACK**

- 1 Bend Magna Defender's legs as shown below.
- 2 Place Magna Defender's feet on foot rests as shown.
- 3 Place Magna Defender on red seat and place rope in his hands.

**HOW TO PLAY WITH MAGNA DEFENDER**

- 1 To place daggers in figure's hand, line up holes in dagger with post on figure's hand, as shown in Picture A.
- 2 Magna Defender can hold daggers as shown in Picture B.
- 3 Push lever up and down for slashing motion!

